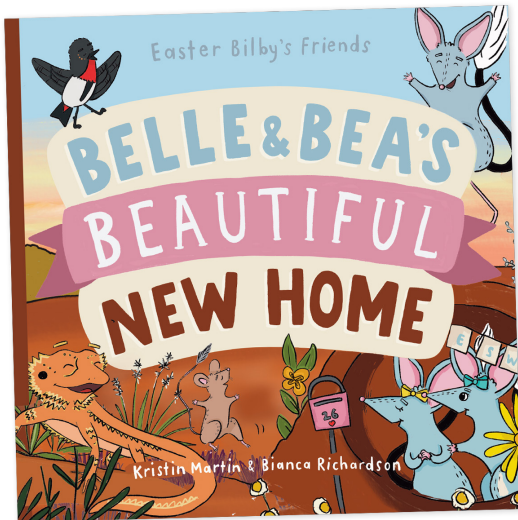


Easter Bilby's Friends BELLE & BEA'S BEAUTIFUL NEW HOME

by Kristin Martin and Bianca Richardson

Teachers' Notes



About the Book

Belle and Bea's Beautiful New Home is the third book in the Easter Bilby's Friends series. Set in the Wild Deserts safe haven in the north-west corner of NSW, it explains to children how safe havens help the native plants and animals by keeping out introduced wild rabbits, foxes and cats. The book also explains how reintroducing bilbies to these areas helps plants to grow.

Easter Bilby takes his bilby friends, Belle and Bea, to a new home in the desert where there are no wild rabbits, wild cats or foxes. But it is not beautiful as there are hardly any plants. Belle and Bea offer to help. They do not need to plant seeds or water the seeds; they need to dig! Belle and Bea set to work, digging as they search for food, providing the perfect conditions for the seeds that are present in the soil to grow. When the rains come, the outback bursts into life.


The Facts behind the Story provide further information about the wild rabbit, wild cat and fox problem; safe havens; bilbies as ecological engineers and the character animals.



About the Author

Kristin Martin is a poet, primary school teacher and picture book author. Her books include *Where Shall We Travel Today?* and the first two books in The Easter Bilby's Friends series. She lives in Adelaide, South Australia with her family, green tree frogs, turtles and a bearded dragon named Ash.

kristinmartin.net



About the Illustrator

Bianca Richardson is a graphic designer and illustrator with a love for wonky hand drawn lines. She is the illustrator of *Banjo Frog's Concert Spectacular* and *Honey Possum's Bush Café*. Bianca lives in the beautiful Limestone Coast region of South Australia with her husband and their two little legends.

justdrawmorebianca.com

Easter Bilby's Friends **BELLE & BEA'S** BEAUTIFUL **NEW HOME**

About the Foundation for Rabbit-Free Australia

Foundation for Rabbit-Free Australia is an incorporated, not-for-profit environmental charity dedicated to the control of European wild rabbits in Australia. The Foundation raises awareness of the harm caused by wild rabbits, supports ongoing research into control options, and encourages land managers in their efforts to apply best practice rabbit controls.

easterbilbysfriends.org.au

Themes

Growing plants
Conservation of plants and animals
Helping the natural environment
Bilbies as ecological engineers

Learning Areas

English
Science

Recommended Reading Age

4 to 9 years


Publication details

Publisher: Wakefield Press
Publication date: February 2026
ISBN: 978 1 92338 844 4

Other books in this series

Banjo Frog's Concert Spectacular
Honey Possum's Bush Café

These notes were prepared by Kristin Martin and Bianca Richardson.
They may be downloaded and printed for classroom use.



Easter Bilby's Friends
BELLE & BEA'S
BEAUTIFUL
NEW HOME

Foundation/ Year 1

English

1. Listen to the poem at the beginning of the book which tells the back-story of Easter Bilby.
Identify the pairs of rhyming words in the poem.
What does the poem tell us about Easter Bilby?
2. Listen to the picture book and look carefully at the illustrations.
Identify the characters.
Look at the speech bubbles of each character. What has the illustrator done so you can tell which character is speaking?
What is the problem in the story?
How is the problem solved?
Look at how the illustrator has written the words *seeds* and *water*. Choose another noun and write it in a style that shows what the word means.
Find examples of alliteration and repetition in the book.
3. Download the Puppets activity sheet from the website, easterbilbysfriends.org.au
Colour in the puppets and cut them out.
Using the puppets, act out parts of the story with a partner or a small group, or make up your own story with the characters.
4. Download the *Who Am I?* activity sheet from the website.
Listen to each *Who Am I?* poem and identify which character it describes.
Write your own *Who Am I?* poem about an animal of your choice. Your poem does not need to rhyme.
5. Download the *Word Find* activity sheet from the website.
What does each word mean?
Locate the words.

Easter Bilby's Friends
BELLE & BEA'S
BEAUTIFUL
NEW HOME

Foundation/ Year 1

Science (biological sciences)

1. Read the picture book.

What do seeds need to grow?

Explain in your own words how bilbies help the seeds already in the soil to grow.

2. Plant seeds in small pots in your classroom and watch them grow.

3. Download the Colour In activity sheet from the website.

Colour in the animals and add plants with different coloured flowers.



Easter Bilby's Friends
BELLE & BEA'S
BEAUTIFUL
NEW HOME

Year 2/ Year 3

English

1. Listen to the poem at the beginning of the story.

Identify the rhythm of the poem (there is a beat on every second syllable) and the rhyme pattern (the rhyme is at the end of each second line: ABCB).

Read the poem together as a class.

Discuss what the poem adds to the picture book. Why do you think the author included it?

2. Read the picture book.

Describe the characters.

Look at the speech bubbles of each character. What has the illustrator done so you can tell which character is speaking? What colour writing would you use for the other non-speaking animals in the story? Why?

Look at how the illustrator has written the words *seeds* and *water*. Choose other nouns and write each word using a style that shows what the word means.

Identify the orientation, complication and resolution of the story.

Identify examples of poetic features in the book including rhyme, repetition and alliteration.

Re-write the story in your own words.

3. Download the *Puppets* activity sheet from the website, easterbilbysfriends.org.au

Make the puppets and use them to act out the story. Record your performance.

4. Download the *Who Am I?* activity sheet from the website.

Listen to each *Who Am I?* poem and identify which character it describes. What further information does the poem tell you about the characters?

Write your own *Who Am I?* poem about an animal of your choice.

5. Download the Word Find activity sheet from the website.

Discuss what each word means and how it is important to the story.

Locate the words.

Easter Bilby's Friends
BELLE & BEA'S
BEAUTIFUL
NEW HOME

Year 2/ Year 3

Science (biological sciences)

1. Read the picture book.

Discuss how bilbies help seeds already present in the soil to grow.

Bilbies are referred to as ecological engineers. Discuss the meaning of this.

2. Read the information about the character animals in *The facts behind the story* at the back of the book.

Classify the animals in the story (mammal /bird /reptile).

Discuss the character animals' similarities and differences.

3. Download the *Colour In* activity sheet from the website.

Look at the drawings of the animals in the picture book and images of the animals on the internet. Colour in the animals using the appropriate colours. Draw your own desert springing to life by adding pictures of flowering plants.

4. Observe the types of animals there are in your school environment, including birds, reptiles and insects. Research what types of flowers, grasses and bushes provide food and shelter for these animals. If possible, plant some of these in your school grounds.

